

Destiny Quest

Quick Guide

Steps to make School Library book searches amazing!

1 Go to the **Buford Academy website**

2 Click on **Departments**

3 Hover over **Media** and click **Media Center Web Page** to the right

4 Click on **Destiny Quest**

5 Click **Login**
User Name: first initial, last name, lunch number
Password: network 312 number

6 Type anything your search in the **🔍 FIND** box. Drag and drop books to lists.

Overdrive

Quick Guide

Ebooks and Audiobooks from
the Public Library!

1

Go to the
Buford Academy
website

2

Click on
Departments

3

Hover over **Media**
and click **Media**
Center Web Page
to the right




4

Click on
Public Library
Overdrive

5

Click **Sign In**
User Name: lunch #
Password: numerical
birthday month and
day
example: January 15th
= 0115


6

Type your search in
the  **FIND** box.
Look for available
books and if it is an
 
audiobook or ebook

7

Click **Borrow for**
14 Days

8

Click on the
 **bookshelf** next
to the Sign In
button to access
your checkouts

9

Click **Read/ Listen in**
Browser
*Downloading can
be done on personal
devices only!

Reading Counts

Book Find

Does my book have a Reading Counts Quiz?

1

Go to the **Buford Academy** website

2

Click on **Departments**


3

Hover over **Media** and click **Media Center Web Page** to the right

4

Click **SRC Book Find**

5

 Search for the book by title, author, or keyword
*you may need to search a few different ways to find the book.

6

Read books from anywhere and quiz on them at school!